





LH-300W Micro-Hydro-Power-Propeller-Turbine-Arial



Vertical Tubular Turbine Unit Main Technical Performance Parameters

Main Parameters				
Water Turbine				
No.	Items	Parameters		Remarks
1	Model	LH-300W		 <p>Propeller Turbine</p>
2	Rated Head	1.8	(meters)	
3	Rated Flow	40	(l/s)	
4	Output	300	(W)	
5	Efficiency	70	(%)	
6	Pipe Diameter	50	(mm)	
Generator				
No.	Items	Parameters		Remarks
1	Model	SF0.3-4		 <p>Rear Earth Permanent Magnet Generator</p>
2	Style	PMG		
3	Output	300	(W)	
4	Voltage	230	(V)	
5	Current	1.30	(A)	
6	Frequency	50	(HZ)	
7	Rotary Speed	1500	(RPM)	
8	Phase	Single	(Phase)	
9	Power Factor	1.0		
10	Altitude	≤3000	(meters)	
11	Insulation Grade	B / B		
12	Protection Grade	IP44		
13	Temperature	-25~+50	°C	
14	Relative Humidity	≤90	%	
Control Box / Control Panel				
No.	Items	Parameters		Remarks
1	Model	WY0.3-1		
2	Safety Protection	Short circuit Protection		
3		Islanding Protection		
4		Over Load Protection		
5		Grounding Fault Protection		
Packing				
No.	Items	Parameters		Remarks
1	Packing Material	Fiberboard		
2	Packing Size	88×30×25	(CM)	
3	Net Weight		(KGS)	
4	Gross Weight	29	(KGS)	
Note: The modification of the product appearance or technical parameters, which is a result of technique improvement, will not be announced additionally.				



LH-500W Vertical Tubular Turbine Unit Main Technical Performance Parameters

Main Parameters				
Water Turbine				
No.	Items	Parameters		Remarks
1	Model	LH-500W		 Propeller Turbine
2	Rated Head	2	(meters)	
3	Rated Flow	45	(l/s)	
4	Output	500	(W)	
5	Efficiency	70	(%)	
6	Pipe Diameter	50	(mm)	
Generator				
No.	Items	Parameters		Remarks
1	Model	SF0.5-4		 Rear Earth Permanent Magnet Generator
2	Style	PMG		
3	Output	500	(W)	
4	Voltage	230	(V)	
5	Current	2.17	(A)	
6	Frequency	50	(HZ)	
7	Rotary Speed	1500	(RPM)	
8	Phase	Single	(Phase)	
9	Power Factor	1.0		
10	Altitude	≤3000	(meters)	
11	Insulation Grade	B / B		
12	Protection Grade	IP44		
13	Temperature	-25~+50	°C	
14	Relative Humidity	≤90	%	
Control Box / Control Panel				
No.	Items	Parameters		Remarks
1	Model	WY0.5-1		
2	Safety Protection	Short circuit Protection		
3		Islanding Protection		
4		Over Load Protection		
5		Grounding Fault Protection		
Packing				
No.	Items	Parameters		Remarks
1	Packing Material	Fiberboard		
2	Packing Size	85×34×29	(CM)	
3	Net Weight		(KGS)	
4	Gross Weight	31	(KGS)	
Note: The modification of the product appearance or technical parameters, which is a result of technique improvement, will not be announced additionally				


LH-700W Vertical Tubular Turbine Unit Main Technical Performance Parameters

Main Parameters				
Water Turbine				
No.	Items	Parameters		Remarks
1	Model	LH-700W		 <p>Propeller Turbine</p>
2	Rated Head	2.2	(meters)	
3	Rated Flow	50	(l/s)	
4	Output	700	(W)	
5	Efficiency	70	(%)	
6	Pipe Diameter	50	(mm)	
Generator				
No.	Items	Parameters		Remarks
1	Model	SF0.7-4		 <p>Rear Earth Permanent Magnet Generator</p>
2	Style	PMG		
3	Output	700	(W)	
4	Voltage	230	(V)	
5	Current	3.04	(A)	
6	Frequency	50	(HZ)	
7	Rotary Speed	1500	(RPM)	
8	Phase	Single	(Phase)	
9	Power Factor	1.0		
10	Altitude	≤3000	(meters)	
11	Insulation Grade	B / B		
12	Protection Grade	IP44		
13	Temperature	-25~+50	°C	
14	Relative Humidity	≤90	%	
Control Box / Control Panel				
No.	Items	Parameters		Remarks
1	Model	WY0.7-1		
2	Safety Protection	Short circuit Protection		
3		Islanding Protection		
4		Over Load Protection		
5		Grounding Fault Protection		
Packing				
No.	Items	Parameters		Remarks
1	Packing Material	Fiberboard		
2	Packing Size	85×34×29	(CM)	
3	Net Weight		(KGS)	
4	Gross Weight	36	(KGS)	
<p>Note: The modification of the product appearance or technical parameters, which is a result of technique improvement, will not be announced additionally.</p>				

LH-1KW Vertical Tubular Turbine Unit Main Technical Performance Parameters

Main Parameters				
Water Turbine				
No.	Items	Parameters		Remarks
1	Model	LH-1KW		 <p>Propeller Turbine</p>
2	Rated Head	2.5	(meters)	
3	Rated Flow	50	(l/s)	
4	Output	1000	(W)	
5	Efficiency	70	(%)	
6	Pipe Diameter	50	(mm)	
Generator				
No.	Items	Parameters		Remarks
1	Model	SF1.0-4		 <p>Rear Earth Permanent Magnet Generator</p>
2	Style	PMG		
3	Output	1000	(W)	
4	Voltage	230	(V)	
5	Current	4.34	(A)	
6	Frequency	50	(HZ)	
7	Rotary Speed	1500	(RPM)	
8	Phase	Single	(Phase)	
9	Power Factor	1.0		
10	Altitude	≤3000	(meters)	
11	Insulation Grade	B / B		
12	Protection Grade	IP44		
13	Temperature	-25~+50	°C	
14	Relative Humidity	≤90	%	
Control Box / Control Panel				
No.	Items	Parameters		Remarks
1	Model	WY1.0-1		
2	Safety Protection	Short circuit Protection		
3		Islanding Protection		
4		Over Load Protection		
5		Grounding Fault Protection		
Packing				
No.	Items	Parameters		Remarks
1	Packing Material	Fiberboard		
2	Packing Size	90×34×29	(CM)	
3	Net Weight		(KGS)	
4	Gross Weight	43	(KGS)	
<p>Note: The modification of the product appearance or technical parameters, which is a result of technique improvement, will not be announced additionally.</p>				

LH-3KW Vertical Tubular Turbine Unit Main Technical Performance Parameters


Main Specifications			
Turbine			Remarks
Type	LH-3KW		 <p>Vertical Tubular Turbine</p>
Rated Head	11m		
Rated Flow	45 l/s		
Power	3 KW		
Efficiency	60%		
Generator			Remarks
Type	SF3-4		<p>Conforms to the IEC international electrician committee standard & CE standard</p>
Rated Power	3KW		
Rated Voltage	230V		
Rated Current	13.04 A		
Frequency	50Hz		
Rated Rotational	1500r/min		
Phase	1		
P.F.	0.9		
Elevation	≤3000m		
Insulation Grade	B/B		
Protection Grade	IP44		
Ambient Temperature	-25℃ ~ +50℃		
Relative Humidity	≤90%		
Control Panel			Remarks
Safety Protection	Short circuit Protection		
	Islanding Protection		
	Over Load Protection		
	Grounding Fault Protection		
Packing Material	Fiberboard		
Packing Size	0.5 M3		
Packing Weight	Net	Kg	130
	Gross	kg	150

Stated: This product presents or the technical parameter revision is the technical improvement result, no other explanation.

Note: The modification of the product appearance or technical parameters, which is a result of technique improvement, will not be announced additionally.

MH-3KW

Vertical Tubular Turbine Unit Main Technical Performance Parameters

Main Specifications			
Turbine			Remarks
Type	MH-3KW		 <p>Vertical Tubular Turbine</p>
Rated Head	4m		
Rated Flow	136 l/s		
Power	3 KW		
Efficiency	60%		
Generator			Remarks
Type	SF3-4		<p>Conforms to the IEC international electrician committee standard & CE standard</p>
Rated Power	3KW		
Rated Voltage	230V		
Rated Current	13.04 A		
Frequency	50Hz		
Rated Rotational	1500r/min		
Phase	1		
P.F.	0.9		
Elevation	≤3000m		
Insulation Grade	B/B		
Protection Grade	IP44		
Ambient Temperature	-25℃ ~ +50℃		
Relative Humidity	≤90%		
Control Panel			Remarks
Safety Protection	Short circuit Protection		
	Islanding Protection		
	Over Load Protection		
	Grounding Fault Protection		
Packing Material	Fiberboard		
Packing Size	1.2 M3		
Packing Weight	Net	Kg	420
	Gross	Kg	450
<p>Stated: This product presents or the technical parameter revision is the technical improvement result, no other explanation.</p> <p>Note: The modification of the product appearance or technical parameters, which is a result of technique improvement, will not be announced additionally.</p>			

MH-5KW

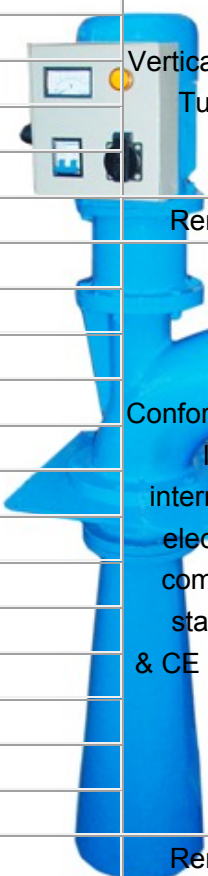
Vertical Tubular Turbine Unit Main Technical Performance Parameters

Main Specifications			
Turbine			Remarks
Type	MH-5KW		
Rated Head	6m		
Rated Flow	151 l/s		
Power	5KW		
Efficiency	60%		
Generator			Remarks
Type	SF5-4		
Rated Power	5KW		
Rated Voltage	230V		
Rated Current	21.74 A		
Frequency	50Hz		
Rated Rotational	1500r/min		
Phase	1		
P.F.	0.9		
Elevation	≤3000m		
Insulation Grade	B/B		
Protection Grade	IP44		
Ambient Temperature	-25℃~+50℃		
Relative Humidity	≤90%		
Control Panel			Remarks
Safety Protection	Short circuit Protection		
	Islanding Protection		
	Over Load Protection		
	Grounding Fault Protection		
Packing Material	Fiberboard		
Packing Size	1.3M3		
Packing Weight	Net	Kg	450
	Gross	Kg	490
Stated: This product presents or the technical parameter revision is the technical improvement			



MH-6KW

Vertical Tubular Turbine Unit Main Technical Performance Parameters

Main Specifications			
Turbine			Remarks
Type	MH-6KW		 <p>Vertical Tubular Turbine</p>
Rated Head	7m		
Rated Flow	156 l/s		
Power	6 KW		
Efficiency	60%		
Generator			Remarks
Type	SF6-4		<p>Conforms to the IEC international electrician committee standard & CE standard</p>
Rated Power	6KW		
Rated Voltage	230V		
Rated Current	26.08 A		
Frequency	50Hz		
Rated Rotational	1500r/min		
Phase	1		
P.F.	0.9		
Elevation	≤3000m		
Insulation Grade	B/B		
Protection Grade	IP44		
Ambient Temperature	-25℃ ~ +50℃		
Relative Humidity	≤90%		
Control Panel			Remarks
Safety Protection	Short circuit Protection		
	Islanding Protection		
	Over Load Protection		
	Grounding Fault Protection		
Packing Material	Fiberboard		
Packing Size	1.4 M3		
Packing Weight	Net	Kg	460
	Gross	Kg	500
<p>Stated: This product presents or the technical parameter revision is the technical improvement result, no other explanation.</p>			

MH-8KW


Vertical Tubular Turbine Unit Main Technical Performance Parameters

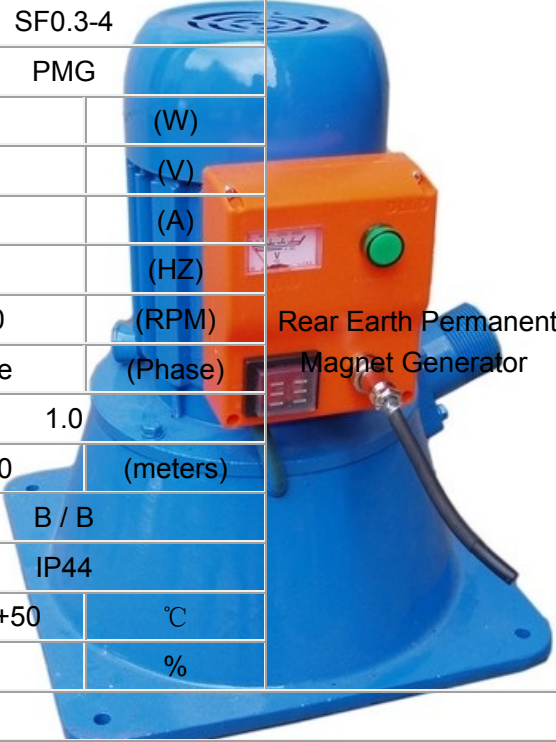
Main Specifications			
Turbine			Remarks
Type	MH-8KW		Vertical Tubular Turbine
Rated Head	9m		
Rated Flow	161 l/s		
Power	8 KW		
Efficiency	60%		
Generator			Remarks
Type	SF8-4		Conforms to the IEC international electrician committee standard & CE standard
Rated Power	8KW		
Rated Voltage	230V		
Rated Current	34.78 A		
Frequency	50Hz		
Rated Rotational	1500r/min		
Phase	1		
P.F.	0.9		
Elevation	≤3000m		
Insulation Grade	B/B		
Protection Grade	IP44		
Ambient Temperature	-25℃ ~ +50℃		
Relative Humidity	≤90%		
Control Panel			Remarks
Safety Protection	Short circuit Protection		
	Islanding Protection		
	Over Load Protection		
	Grounding Fault Protection		
Packing Material	Fiberboard		
Packing Size	1.5 M3		
Packing Weight	Net	Kg	520
	Gross	Kg	560
Stated: This product presents or the technical parameter revision is the technical improvement result, no other explanation.			

Note: The modification of the product appearance or technical parameters, which is a result of technique improvement, will not be announced additionally

MH-10KW

Vertical Tubular Turbine Unit Main Technical Performance Parameters

Main Specifications			
Turbine			Remarks
Type	MH-10KW		 Vertical Tubular Turbine
Rated Head	11m		
Rated Flow	165 l/s		
Power	10 KW		
Efficiency	60%		
Generator			Remarks
Type	SF10-4		Conforms to the IEC international electrician committee standard & CE standard
Rated Power	10KW		
Rated Voltage	230V		
Rated Current	43.48 A		
Frequency	50Hz		
Rated Rotational	1500r/min		
Phase	1		
P.F.	0.9		
Elevation	≤3000m		
Insulation Grade	B/B		
Protection Grade	IP44		
Ambient Temperature	-25℃ ~ +50℃		
Relative Humidity	≤90%		
Control Panel			Remarks
Safety Protection	Short circuit Protection		
	Islanding Protection		
	Over Load Protection		
	Grounding Fault Protection		
Packing Material	Fiberboard		
Packing Size	1.75 M3		
Packing Weight	Net	Kg	
	Gross	kg	595
Stated: This product presents or the technical parameter revision is the technical improvement result, no other explanation.			

Single Nozzle CJ-300W Main Parameters				
Water Turbine				
No.	Items	Parameters		Remarks
1	Model	CJ-300W		Single Nozzle Turgo Turbine
2	Rated Head	12--14	(meters)	
3	Rated Flow	3--5	(l/s)	
4	Output	300	(W)	
5	Efficiency	70	(%)	
6	Pipe Diameter	50	(mm)	
Generator				
No.	Items	Parameters		Remarks
1	Model	SF0.3-4		 Rear Earth Permanent Magnet Generator
2	Style	PMG		
3	Output	300	(W)	
4	Voltage	230	(V)	
5	Current	1.30	(A)	
6	Frequency	50	(HZ)	
7	Rotary Speed	1500	(RPM)	
8	Phase	Single	(Phase)	
9	Power Factor	1.0		
10	Altitude	≤3000	(meters)	
11	Insulation Grade	B / B		
12	Protection Grade	IP44		
13	Temperature	-25~+50	°C	
14	Relative Humidity	≤90	%	
Control Box / Control Panel				
No.	Items	Parameters		Remarks
1	Model	WY0.3-1		
2	Safety Protection	Short circuit Protection		
3		Islanding Protection		
4		Over Load Protection		
5		Grounding Fault Protection		
Packing				
No.	Items	Parameters		Remarks
1	Packing Material	Fiberboard		
2	Packing Size	35×30×37	(CM)	
3	Net Weight	18	(KGS)	
4	Gross Weight	25	(KGS)	
Note: The modification of the product appearance or technical parameters, which is a result of technique improvement, will not be announced additionally.				

Single Nozzle CJ-500W Main Parameters

Water Turbine

No.	Items	Parameters		Remarks
1	Model	CJ-500W		Single Nozzle Turgo Turbine
2	Rated Head	12--18	(meters)	
3	Rated Flow	5--7	(l/s)	
4	Output	500	(W)	
5	Efficiency	70	(%)	
6	Pipe Diameter	50-75	(mm)	

Generator

No.	Items	Parameters		Remarks
1	Model	SF0.5-4		Rear Earth Permanent Magnet Generator
2	Style	PMG		
3	Output	500	(W)	
4	Voltage	230	(V)	
5	Current	2.17	(A)	
6	Frequency	50	(HZ)	
7	Rotary Speed	1500	(RPM)	
8	Phase	Single	(Phase)	
9	Power Factor	1.0		
10	Altitude	≤3000	(meters)	
11	Insulation Grade	B / B		
12	Protection Grade	IP44		
13	Temperature	-25~+50	°C	
14	Relative Humidity	≤90	%	

Control Box / Control Panel

No.	Items	Parameters		Remarks
1	Model	WY0.5-1		
2	Safety Protection	Short circuit Protection		
3		Islanding Protection		
4		Over Load Protection		
5		Grounding Fault Protection		

Packing

No.	Items	Parameters		Remarks
1	Packing Material	Fiberboard		
2	Packing Size	38×34×40	(CM)	
3	Net Weight		(KGS)	
4	Gross Weight	27	(KGS)	

Note: The modification of the product appearance or technical parameters, which is a result of technique improvement, will not be announced additionally.

Single Nozzle CJ-750W Main Parameters

Water Turbine

No.	Items	Parameters		Remarks
1	Model	CJ-750W		Single Nozzle Turgo Turbine
2	Rated Head	14--18	(meters)	
3	Rated Flow	5--8	(l/s)	
4	Output	750	(W)	
5	Efficiency	70	(%)	
6	Pipe Diameter	75	(mm)	

Generator

No.	Items	Parameters		Remarks
1	Model	SF0.75-4		Rear Earth Permanent Magnet Generator
2	Style	PMG		
3	Output	750	(W)	
4	Voltage	230	(V)	
5	Current	3.26	(A)	
6	Frequency	50	(HZ)	
7	Rotary Speed	1500	(RPM)	
8	Phase	Single	(Phase)	
9	Power Factor	1.0		
10	Altitude	≤3000	(meters)	
11	Insulation Grade	B / B		
12	Protection Grade	IP44		
13	Temperature	-25~+50	°C	
14	Relative Humidity	≤90	%	

Control Box / Control Panel

No.	Items	Parameters		Remarks
1	Model	WY0.75-1		
2	Safety Protection	Short circuit Protection		
3		Islanding Protection		
4		Over Load Protection		
5		Grounding Fault Protection		

Packing

No.	Items	Parameters		Remarks
1	Packing Material	Fiberboard		
2	Packing Size	35834×42	(CM)	
3	Net Weight		(KGS)	
4	Gross Weight	34	(KGS)	

Note: The modification of the product appearance or technical parameters, which is a result of technique improvement, will not be announced additionally.

Micro Hydro Power Single Nozzle CJ-1.1KW Main Parameters**Water Turbine**

No.	Items	Parameters		Remarks
1	Model	CJ-1.1KW		Single Nozzle Turgo Turbine
2	Rated Head	16--22	(meters)	
3	Rated Flow	8--10	(l/s)	
4	Output	1100	(W)	
5	Efficiency	70	(%)	
6	Pipe Diameter	100	(mm)	

Generator

No.	Items	Parameters		Remarks
1	Model	SF0.2-4		Rear Earth Permanent Magnet Generator
2	Style	PMG		
3	Output	1100	(W)	
4	Voltage	230	(V)	
5	Current	4.78	(A)	
6	Frequency	50	(HZ)	
7	Rotary Speed	1500	(RPM)	
8	Phase	Single	(Phase)	
9	Power Factor	1.0		
10	Altitude	≤3000	(meters)	
11	Insulation Grade	B / B		
12	Protection Grade	IP44		
13	Temperature	-25~+50	°C	
14	Relative Humidity	≤90	%	

Control Box / Control Panel

No.	Items	Parameters		Remarks
1	Model	WY1.1-1		
2	Safety Protection	Short circuit Protection		
3		Islanding Protection		
4		Over Load Protection		
5		Grounding Fault Protection		

Packing

No.	Items	Parameters		Remarks
1	Packing Material	Fiberboard		
2	Packing Size	75×44×52	(CM)	
3	Net Weight	18	(KGS)	
4	Gross Weight	65	(KGS)	

Note: The modification of the product appearance or technical parameters, which is a result of technique improvement, will not be announced additionally.

Micro-Hydro-Turbine-Power-Dual-Nozzle- CJD-1.1KW Main Parameters				
Water Turbine				
No.	Items	Parameters		Remarks
1	Model	CJD-1.1KW		Dual Nozzle Turgo Turbine
2	Rated Head	15	(meters)	
3	Rated Flow	10--15	(l/s)	
4	Output	1100	(W)	
5	Efficiency	70	(%)	
6	Pipe Diameter	125-150	(mm)	
Generator				
No.	Items	Parameters		Remarks
1	Model	SF1.1-4		Rear Earth Permanent Magnet Generator
2	Style	PMG		
3	Output	1100	(W)	
4	Voltage	230	(V)	
5	Current	4.78	(A)	
6	Frequency	50	(HZ)	
7	Rotary Speed	1500	(RPM)	
8	Phase	Single	(Phase)	
9	Power Factor	1.0		
10	Altitude	≤3000	(meters)	
11	Insulation Grade	B / B		
12	Protection Grade	IP44		
13	Temperature	-25~+50	°C	
14	Relative Humidity	≤90	%	
Control Box / Control Panel				
No.	Items	Parameters		Remarks
1	Model	WY1.1-1		
2	Safety Protection	Short circuit Protection		
3		Islanding Protection		
4		Over Load Protection		
5		Grounding Fault Protection		
Packing				
No.	Items	Parameters		Remarks
1	Packing Material	Fiberboard		
2	Packing Size	88×60×55	(CM)	
3	Net Weight		(KGS)	
4	Gross Weight	107	(KGS)	
Note: The modification of the product appearance or technical parameters, which is a result of technique improvement, will not be announced additionally.				

Micro Hydro Turbine Power Single Nozzle CJ-1.5KW Main Parameters				
Water Turbine				
No.	Items	Parameters		Remarks
1	Model	CJ-1.5KW		Single Nozzle Turgo Turbine
2	Rated Head	18--25	(meters)	
3	Rated Flow	8--10	(l/s)	
4	Output	1500	(W)	
5	Efficiency	70	(%)	
6	Pipe Diameter	125	(mm)	
Generator				
No.	Items	Parameters		Remarks
1	Model	SF1.5-4		Rear Earth Permanent Magnet Generator
2	Style	PMG		
3	Output	1500	(W)	
4	Voltage	230	(V)	
5	Current	6.52	(A)	
6	Frequency	50	(HZ)	
7	Rotary Speed	1500	(RPM)	
8	Phase	Single	(Phase)	
9	Power Factor	1.0		
10	Altitude	≤3000	(meters)	
11	Insulation Grade	B / B		
12	Protection Grade	IP44		
13	Temperature	-25~+50	°C	
14	Relative Humidity	≤90	%	
Control Box / Control Panel				
No.	Items	Parameters		Remarks
1	Model	WY1.5-1		
2	Safety Protection	Short circuit Protection		
3		Islanding Protection		
4		Over Load Protection		
5		Grounding Fault Protection		
Packing				
No.	Items	Parameters		Remarks
1	Packing Material	Fiberboard		
2	Packing Size	75×44×52	(CM)	
3	Net Weight		(KGS)	
4	Gross Weight	70	(KGS)	
Note: The modification of the product appearance or technical parameters, which is a result of technique improvement, will not be announced additionally.				

Micro-Hydro-Turbine-Power-Dual-Nozzle CJD-1.5KW Main Parameters

Water Turbine

No.	Items	Parameters		Remarks
1	Model	CJD-1.5KW		Dual Nozzle Turgo Turbine
2	Rated Head	15	(meters)	
3	Rated Flow	12--18	(l/s)	
4	Output	1500	(W)	
5	Efficiency	70	(%)	
6	Pipe Diameter	125-150	(mm)	

Generator

No.	Items	Parameters		Remarks
1	Model	SF1.5-4		Rear Earth Permanent Magnet Generator
2	Style	PMG		
3	Output	1500	(W)	
4	Voltage	230	(V)	
5	Current	6.52	(A)	
6	Frequency	50	(HZ)	
7	Rotary Speed	1500	(RPM)	
8	Phase	Single	(Phase)	
9	Power Factor	1.0		
10	Altitude	≤3000	(meters)	
11	Insulation Grade	B / B		
12	Protection Grade	IP44		
13	Temperature	-25~+50	°C	
14	Relative Humidity	≤90	%	

Control Box / Control Panel

No.	Items	Parameters		Remarks
1	Model	WY1.5-1		
2	Safety Protection	Short circuit Protection		
3		Islanding Protection		
4		Over Load Protection		
5		Grounding Fault Protection		

Packing

No.	Items	Parameters		Remarks
1	Packing Material	Fiberboard		
2	Packing Size	88×60×55	(CM)	
3	Net Weight		(KGS)	
4	Gross Weight	108	(KGS)	

Note: The modification of the product appearance or technical parameters, which is a result of technique improvement, will not be announced additionally.

Micro-Hydro-Power-Single-Nozzle- CJ-3KW Main Parameters

Water Turbine

No.	Items	Parameters		Remarks
1	Model	CJ-3KW		Single Nozzle Turgo Turbine
2	Rated Head	25--35	(meters)	
3	Rated Flow	15--19	(l/s)	
4	Output	3000	(W)	
5	Efficiency	70	(%)	
6	Pipe Diameter	125-150	(mm)	

Generator

No.	Items	Parameters		Remarks
1	Model	SF3.0-4		Rear Earth Permanent Magnet Generator
2	Style	PMG		
3	Output	3000	(W)	
4	Voltage	230	(V)	
5	Current	13.04	(A)	
6	Frequency	50	(HZ)	
7	Rotary Speed	1500	(RPM)	
8	Phase	Single	(Phase)	
9	Power Factor	1.0		
10	Altitude	≤3000	(meters)	
11	Insulation Grade	B / B		
12	Protection Grade	IP44		
13	Temperature	-25~+50	°C	
14	Relative Humidity	≤90	%	

Control Box / Control Panel

No.	Items	Parameters	Remarks
1	Model	WY3.0-1	
2	Safety Protection	Short circuit Protection	
3		Islanding Protection	
4		Over Load Protection	
5		Grounding Fault Protection	

Packing

No.	Items	Parameters		Remarks
1	Packing Material	Fiberboard		
2	Packing Size	79×47×60	(CM)	
3	Net Weight		(KGS)	
4	Gross Weight	90	(KGS)	

Note: The modification of the product appearance or technical parameters, which is a result of technique improvement, will not be announced additionally.

Dual Nozzle CJD-3KW Main Parameters				
Water Turbine				
No.	Items	Parameters		Remarks
1	Model	CJD-3KW		Dual Nozzle Turgo Turbine
2	Rated Head	18--20	(meters)	
3	Rated Flow	18--30	(l/s)	
4	Output	3000	(W)	
5	Efficiency	70	(%)	
6	Pipe Diameter	150	(mm)	
Generator				
No.	Items	Parameters		Remarks
1	Model	SF3.0-4		Rear Earth Permanent Magnet Generator
2	Style	PMG		
3	Output	3000	(W)	
4	Voltage	230	(V)	
5	Current	13.04	(A)	
6	Frequency	50	(HZ)	
7	Rotary Speed	1500	(RPM)	
8	Phase	Single	(Phase)	
9	Power Factor	1.0		
10	Altitude	≤3000	(meters)	
11	Insulation Grade	B / B		
12	Protection Grade	IP44		
13	Temperature	-25~+50	°C	
14	Relative Humidity	≤90	%	
Control Box / Control Panel				
No.	Items	Parameters		Remarks
1	Model	WY3.0-1		
2	Safety Protection	Short circuit Protection		
3		Islanding Protection		
4		Over Load Protection		
5		Grounding Fault Protection		
Packing				
No.	Items	Parameters		Remarks
1	Packing Material	Fiberboard		
2	Packing Size	88×57×60	(CM)	
3	Net Weight		(KGS)	
4	Gross Weight	122	(KGS)	
Note: The modification of the product appearance or technical parameters, which is a result of technique improvement, will not be announced additionally				


Main Parameters				
Water Turbine				
No.	Items	Parameters		Remarks
1	Model	CJ-6KW		Single Nozzle Turgo Turbine
2	Rated Head	28--35	(meters)	
3	Rated Flow	30--38	(l/s)	
4	Output	6000	(W)	
5	Efficiency	70	(%)	
6	Pipe Diameter	150-200	(mm)	
Generator				
No.	Items	Parameters		Remarks
1	Model	SF6-4		Rear Earth Permanent Magnet Generator
2	Style	PMG		
3	Output	6000	(W)	
4	Voltage	230	(V)	
5	Current	26.08	(A)	
6	Frequency	50	(HZ)	
7	Rotary Speed	1500	(RPM)	
8	Phase	Single	(Phase)	
9	Power Factor	1.0		
10	Altitude	≤3000	(meters)	
11	Insulation Grade	B / B		
12	Protection Grade	IP44		
13	Temperature	-25~+50	°C	
14	Relative Humidity	≤90	%	
Control Box / Control Panel				
No.	Items	Parameters		Remarks
1	Model	WY6.0-1		
2	Safety Protection	Short circuit Protection		
3		Islanding Protection		
4		Over Load Protection		
5		Grounding Fault Protection		
Packing				
No.	Items	Parameters		Remarks
1	Packing Material	Fiberboard		
2	Packing Size	88×57×75	(CM)	
3	Net Weight		(KGS)	
4	Gross Weight	196	(KGS)	
Note: The modification of the product appearance or technical parameters, which is a result of technique improvement, will not be announced additionally.				

Micro-Hydro-Turbine-Power-Single-Dual-nozzle- CJD-6KW Main Parameters

Water Turbine

No.	Items	Parameters		Remarks
1	Model	CJD-6KW		Dual Nozzle Turgo Turbine
2	Rated Head	18--20	(meters)	
3	Rated Flow	38--50	(l/s)	
4	Output	6000	(W)	
5	Efficiency	70	(%)	
6	Pipe Diameter	200	(mm)	

Generator

No.	Items	Parameters		Remarks
1	Model	SF6.0-4		 Rear Earth Permanent Magnet Generator
2	Style	PMG		
3	Output	6000	(W)	
4	Voltage	230	(V)	
5	Current	26.08	(A)	
6	Frequency	50	(HZ)	
7	Rotary Speed	1500	(RPM)	
8	Phase	Single	(Phase)	
9	Power Factor	1.0		
10	Altitude	≤3000	(meters)	
11	Insulation Grade	B / B		
12	Protection Grade	IP44		
13	Temperature	-25~+50	°C	
14	Relative Humidity	≤90	%	

Control Box / Control Panel

No.	Items	Parameters		Remarks
1	Model	WY6.0-1		
2	Safety Protection	Short circuit Protection		
3		Islanding Protection		
4		Over Load Protection		
5		Grounding Fault Protection		

Packing

No.	Items	Parameters		Remarks
1	Packing Material	Fiberboard		
2	Packing Size	105×75×77	(CM)	
3	Net Weight		(KGS)	
4	Gross Weight	255	(KGS)	

Note: The modification of the product appearance or technical parameters, which is a result of technique improvement, will not be announced additionally.

Micro Hydro Turbine Power Single Nozzle CJ-10KW Main Parameters				
Water Turbine				
No.	Items	Parameters		Remarks
1	Model	CJ-10KW		Single Nozzle Turgo Turbine
2	Rated Head	30--38	(meters)	
3	Rated Flow	40--50	(l/s)	
4	Output	10000	(W)	
5	Efficiency	70	(%)	
6	Pipe Diameter	200-250	(mm)	
Generator				
No.	Items	Parameters		Remarks
1	Model	SF10-4		Rear Earth Permanent Magnet Generator
2	Style	PMG		
3	Output	10000	(W)	
4	Voltage	230	(V)	
5	Current	43.47	(A)	
6	Frequency	50	(HZ)	
7	Rotary Speed	1500	(RPM)	
8	Phase	Single	(Phase)	
9	Power Factor	1.0		
10	Altitude	≤3000	(meters)	
11	Insulation Grade	B / B		
12	Protection Grade	IP44		
13	Temperature	-25~+50	°C	
14	Relative Humidity	≤90	%	
Control Box / Control Panel				
No.	Items	Parameters		Remarks
1	Model	WY10-1		
2	Safety Protection	Short circuit Protection		
3		Islanding Protection		
4		Over Load Protection		
5		Grounding Fault Protection		
Packing				
No.	Items	Parameters		Remarks
1	Packing Material	Fiberboard		
2	Packing Size	85×65×85	(CM)	
3	Net Weight		(KGS)	
4	Gross Weight	269	(KGS)	
Note: The modification of the product appearance or technical parameters, which is a result of technique improvement, will not be announced additionally.				

Micro-Hydro-Turbine-Power-Single-Nozzle- CJD-10KW Main Parameters				
Water Turbine				
No.	Items	Parameters		Remarks
1	Model	CJD-10KW		Dual Nozzle Turgo Turbine
2	Rated Head	25--30	(meters)	
3	Rated Flow	50--60	(l/s)	
4	Output	10000	(W)	
5	Efficiency	70	(%)	
6	Pipe Diameter	200-250	(mm)	
Generator				
No.	Items	Parameters		Remarks
1	Model	SF10-4		Rear Earth Permanent Magnet Generator
2	Style	PMG		
3	Output	10000	(W)	
4	Voltage	230	(V)	
5	Current	43.47	(A)	
6	Frequency	50	(HZ)	
7	Rotary Speed	1500	(RPM)	
8	Phase	Single	(Phase)	
9	Power Factor	1.0		
10	Altitude	≤3000	(meters)	
11	Insulation Grade	B / B		
12	Protection Grade	IP44		
13	Temperature	-25~+50	°C	
14	Relative Humidity	≤90	%	
Control Box / Control Panel				
No.	Items	Parameters		Remarks
1	Model	WY10-1		
2	Safety Protection	Short circuit Protection		
3		Islanding Protection		
4		Over Load Protection		
5		Grounding Fault Protection		
Packing				
No.	Items	Parameters		Remarks
1	Packing Material	Fiberboard		
2	Packing Size	105×82×82	(CM)	
3	Net Weight		(KGS)	
4	Gross Weight	318	(KGS)	
Note: The modification of the product appearance or technical parameters, which is a result of technique improvement, will not be announced additionally.				

Micro-Hydro-Turbine-Power-Dual-Nozzle CJD-15KW Main Parameters				
Water Turbine				
No.	Items	Parameters		Remarks
1	Model	CJD-15KW		Dual Nozzle Turgo Turbine
2	Rated Head	30--40	(meters)	
3	Rated Flow	60--70	(l/s)	
4	Output	15000	(W)	
5	Efficiency	70	(%)	
6	Pipe Diameter	200	(mm)	
Generator				
No.	Items	Parameters		Remarks
1	Model	SF15-4		Rear Earth Permanent Magnet Generator
2	Style	PMG		
3	Output	15000	(W)	
4	Voltage	400	(V)	
5	Current	37.5	(A)	
6	Frequency	50	(HZ)	
7	Rotary Speed	1500	(RPM)	
8	Phase	Three	(Phase)	
9	Power Factor	1.0		
10	Altitude	≤3000	(meters)	
11	Insulation Grade	B / B		
12	Protection Grade	IP44		
13	Temperature	-25~+50	°C	
14	Relative Humidity	≤90	%	
Control Box / Control Panel				
No.	Items	Parameters		Remarks
1	Model	WY15-1		
2	Safety Protection	Short circuit Protection		
3		Islanding Protection		
4		Over Load Protection		
5		Grounding Fault Protection		
Packing				
No.	Items	Parameters		Remarks
1	Packing Material	Fiberboard		
2	Packing Size	126×93×98	(CM)	
3	Net Weight		(KGS)	
4	Gross Weight	395	(KGS)	
Note: The modification of the product appearance or technical parameters, which is a result of technique improvement, will not be announced additionally.				

Micro-Hydro-Turbine-Power-Dual-Nozzle CJD-20KW Main Parameters

Water Turbine

No.	Items	Parameters		Remarks
1	Model	CJD-20KW		Dual Nozzle Turgo Turbine
2	Rated Head	30--45	(meters)	
3	Rated Flow	60--100	(l/s)	
4	Output	20000	(W)	
5	Efficiency	70	(%)	
6	Pipe Diameter	250-300	(mm)	

Generator

No.	Items	Parameters		Remarks
1	Model	SF20-4		Rear Earth Permanent Magnet Generator
2	Style	PMG		
3	Output	20000	(W)	
4	Voltage	400	(V)	
5	Current	50	(A)	
6	Frequency	50	(HZ)	
7	Rotary Speed	1500	(RPM)	
8	Phase	Three	(Phase)	
9	Power Factor	1.0		
10	Altitude	≤3000	(meters)	
11	Insulation Grade	B / B		
12	Protection Grade	IP44		
13	Temperature	-25~+50	°C	
14	Relative Humidity	≤90	%	

Control Box / Control Panel

No.	Items	Parameters		Remarks
1	Model	WY20-1		
2	Safety Protection	Short circuit Protection		
3		Islanding Protection		
4		Over Load Protection		
5		Grounding Fault Protection		

Packing

No.	Items	Parameters		Remarks
1	Packing Material	Fiberboard		
2	Packing Size		(CM)	
3	Net Weight		(KGS)	
4	Gross Weight		(KGS)	

Note: The modification of the product appearance or technical parameters, which is a result of technique improvement, will not be announced additionally.

Micro-Hydro-Turbine-Power-Dual-Nozzle-CJD-30KW Main Parameters**Water Turbine**

No.	Items	Parameters		Remarks
1	Model	CJD-30KW		Dual Nozzle Turgo Turbine
2	Rated Head	38--45	(meters)	
3	Rated Flow	90--120	(l/s)	
4	Output	30000	(W)	
5	Efficiency	70	(%)	
6	Pipe Diameter	250-300	(mm)	

Generator

No.	Items	Parameters		Remarks
1	Model	SF30-4		Rear Earth Permanent Magnet Generator
2	Style	PMG		
3	Output	30000	(W)	
4	Voltage	400	(V)	
5	Current	75	(A)	
6	Frequency	50	(HZ)	
7	Rotary Speed	1500	(RPM)	
8	Phase	Three	(Phase)	
9	Power Factor	1.0		
10	Altitude	≤3000	(meters)	
11	Insulation Grade	B / B		
12	Protection Grade	IP44		
13	Temperature	-25~+50	°C	
14	Relative Humidity	≤90	%	

Control Box / Control Panel

No.	Items	Parameters		Remarks
1	Model	WY30-1		
2	Safety Protection	Short circuit Protection		
3		Islanding Protection		
4		Over Load Protection		
5		Grounding Fault Protection		

Packing

No.	Items	Parameters		Remarks
1	Packing Material	Fiberboard		
2	Packing Size		(CM)	
3	Net Weight		(KGS)	
4	Gross Weight		(KGS)	

Note: The modification of the product appearance or technical parameters, which is a result of technique improvement, will not be announced additionally.

